


# Master 2

Sciences, Technologies, Santé

2023-2024

**Chimie**

# LUMière MOlécules MATière



**M2 LUMOMAT**

*Recherche*

*Apprentissage*

*Contrat Pro.*



# SOMMAIRE – TABLE OF CONTENTS

Contacts de la formation	03
Calendrier	04
Calendrier de l’alternance	06
Présentation de la formation	07
Volumes horaires et évaluation	11
Calendrier alternance	16
<b>Contenu des enseignements</b>	17
– Semestre 3	18
– Semestre 4	31
Plan Campus Lombardie - Université de Nantes	32
Plan Campus Rennes - Université de Rennes	33

Contacts	03
Academic calendar	04
Academic calendar - Work/study program	06
Presentation of the program	07
Contact hours and course assessment	11
<b>Course content</b>	17
– Semester 3	18
– Semester 4	31
Lombarderie campus map – University of Nantes	32
Rennes campus map - University of Rennes	33

*Interactive summ  
to return to the summ  
use on pages >>*



## CONTACTS DE LA FORMATION

— David CANEVET : **Director of Studies and Chair of the Examination Board**

Tél: 02 41 73 52 35

[david.canevet@univ-angers.fr](mailto:david.canevet@univ-angers.fr)

— Dominique MAZEAUD : **Student Administration Office**

Tél: 02 41 73 53 57

[dominique.mazeaud@univ-angers.fr](mailto:dominique.mazeaud@univ-angers.fr)

— Charlotte BROSSET : **Work/study**

Tél: 02 41 73 52 17

[re.sciences@contact.univ-angers.fr](mailto:re.sciences@contact.univ-angers.fr)

### STUDENT ADMINISTRATION OFFICE

Hall A, Ground floor, Office A003

Opening hours

8.30 – 12.00

13.30 – 16.30

Monday to Friday

Closed on Wednesday afternoons



## CALENDRIER

### Troisième semestre

Rentrée et début des cours

Contrôles continus n°1

Contrôles continus n°2

Vacances de fin d'année

Contrôles continus n°3

Jury 1<sup>er</sup> semestre | Session 1

### Quatrième semestre

Vacances d'hiver

Stage

Soutenances de stage

Jury 2<sup>ème</sup> semestre | Session 1

Examens 1<sup>er</sup> semestre | Session 2

Examens 2<sup>ème</sup> semestre | Session 2

Jury 1<sup>er</sup> et 2<sup>ème</sup> semestre | Session 2



### Third semester

Programme opening and beginning of courses

Exam period No. 1

Exam period No. 2

Christmas vacation

Exam period No. 3

Exam board for 1<sup>st</sup> semester | session 1

### Fourth semester

Winter vacation

Internship

Internship presentation

Exam board for 2<sup>nd</sup> semester |  
Session 1

Exams 1<sup>st</sup> semester | Session 2

Exams 2<sup>nd</sup> semester | Session 2

Exam board for 1<sup>st</sup> and 2<sup>nd</sup> semesters |  
Session 2

## CALENDRIER DE L'ALTERNANCE – WORK/STUDY CALENDAR

Semaines	#	Début	Fin	Formation initiale	Apprentissage
35		01 Sept. 2022	02 Sept. 2022		Entreprise
36-40		05 Sept. 2022	07 Sept. 2022	Enseignements	
41-45		10 Oct. 2022	04 Nov. 2022	Projet	Entreprise
46-51		07 Nov. 2022	16 Déc. 2022	Enseignements	
52-53		19 Déc. 2022	02 Jan. 2022	Vacances de fin d'année	Entreprise
1-6		03 Jan. 2023	10 Fév. 2023	Enseignements	
7-26		13 Fév. 2023	30 Juin 2023	Stage	Entreprise
26		27 Juin 2023	29 Juin 2023	Soutenance	
27-35		01 Juil. 2023	31 Août 2023	Stage ( <i>extension</i> )	Entreprise
35		29 Août 2023	31 Août 2023	Soutenance	

Weeks	#	Starting	Ending	Standard programme	Work/Study programme
35		01 Sept. 2022	02 Sept. 2022		Company
36-40		05 Sept. 2022	07 Sept. 2022	General courses	
41-45		10 Oct. 2022	04 Nov. 2022	Project	Company
46-51		07 Nov. 2022	16 Dec. 2022	General courses	
52-53		19 Dec. 2022	02 Jan. 2022	End of year vacations	Company
1-6		03 Jan. 2023	10 Feb. 2023	General courses	
7-26		13 Feb. 2023	30 Jun 2023	Internship	Company
26		27 Jun 2023	29 Jun 2023	Internship report présentation	
27-35		01 Jul. 2023	31 Aug. 2023	Internship ( <i>extension</i> )	Company
35		29 Au.g 2023	31 Aug. 2023	Internship report présentation	



## PRÉSENTATION DE LA FORMATION PRESENTATION OF THE PROGRAM

### OBJECTIFS DU MASTER OBJECTIVES OF THE MASTER'S DEGREE

Le Master LUMOMAT propose une solide formation en CHIMIE en forte interaction avec la Recherche scientifique et l'Innovation technologique. Il s'intègre dans la filière émergente et à très fort potentiel de l'électronique organique. Dans ce contexte, il propose une formation moderne, unique en France, visant à faire face à la demande croissante de cette filière industrielle et académique et à offrir aux étudiants une formation de haut niveau qui leur ouvre toutes les portes des secteurs des hautes technologies d'avenir telles que le photovoltaïque 3<sup>ème</sup> génération, les combustibles solaires, OLED, les capteurs et sondes moléculaires pour la santé et l'environnement, les nano systèmes structurés pour le transport et le stockage de l'information.

*The LUMOMAT Master's degree offers a strong training in CHEMISTRY in close interaction with scientific research and technological innovation. It is part of the emerging and very high potential sector of organic electronics. In this context, it provides students with an innovative and high-level curriculum which is unique in France, aiming to meet the growing demands of this industrial and academic field and to give students access to high-tech sectors, such as third-generation photovoltaics, solar oxidants, OLEDs, molecu-*

*lar sensors and probes for health and environment, structured nanosystems for the transport and storage of information.*

### COMPÉTENCES VISÉES EXPECTED SKILLS

Le Master 2 LUMOMAT a pour ambition de former des futurs professionnels dans le domaine des matériaux moléculaires pour la photonique et l'électronique organiques. Le Master LUMOMAT forme des chimistes de compétences pluridisciplinaires capables de concevoir, d'élaborer puis de caractériser physico-chimiquement des matériaux moléculaires, voire d'assurer leur intégration dans des dispositifs photoniques et/ou électroniques. A l'issue de la formation, les étudiants connaîtront l'industrie chimique et le milieu de l'entreprise, l'entrepreneuriat, la communication et le management de projets. Ils seront capables de :

- Utiliser les techniques de l'ingénierie moléculaire et supramoléculaire pour réaliser la synthèse de matériaux fonctionnels.
- Choisir les techniques de caractérisations adéquates et les modèles théoriques appropriés pour optimiser les propriétés des matériaux fonctionnels.
- Restituer des connaissances sur des matériaux organiques (photonique et électronique) et de leurs débouchés (actuels et à venir) et applications.
- Superviser et conduire des projets



R&D dans les domaines des matériaux organiques (photonique moléculaire et électronique).

*The 2nd-year LUMOMAT Master's degree aims to train future professionals in the field of molecular materials for organic photonics and electronics. The LUMOMAT Master's degree trains chemists with multidisciplinary skills to design, develop and then physico-chemically characterize molecular materials, or ensure their incorporation into photonic and/or electronic devices. At the end of the course, students will have developed knowledge in the chemical industry and the business environment, as well as in entrepreneurship, communication and project management. They will be able to:*

- *Use molecular and supramolecular engineering techniques to synthesize functional materials.*
- *Choose appropriate characterization techniques and theoretical models to optimize the properties of functional materials.*
- *Communicate their knowledge on organic materials (photonics and electronics), on their current and future outlets and on their applications.*
- *Supervise and lead R&D projects in the fields of organic materials (molecular photonics and electronics).*

## **INSERTION PROFESSIONNELLE CAREER OPPORTUNITIES**

Le diplômé du Master LUMOMAT peut prétendre à des emplois aussi bien en recherche qu'en industrie. Les types d'emplois : Cadre supérieur en production ou recherche et développement / Thèse de doctorat / Ingé-

nieur d'étude dans les grands organismes de recherche (CNRS, INRA, INSERM,...).

*LUMOMAT Master's degree graduates will qualify for jobs in both research and industry, e.g.: senior managers in production or research and development / PhD students / research engineers in large research organizations (CNRS, INRA, INSERM, etc.).*

## **PUBLIC VISÉ ENTRY QUALIFICATIONS**

Le Master M2 est ouvert aux étudiants provenant du M1 LUMOMAT et d'autres masters 1 à dominante marquée en chimie ou en physique/chimie. L'inscription est de droit pour les étudiants du M1 LUMOMAT. Pour les étudiants provenant d'autres masters de chimie ou physique/chimie, l'admission est agréée après étude du dossier du candidat. Pour les étudiants provenant des autres parcours, l'admission est agréée par une commission de validation d'acquis.

*The 2nd-year LUMOMAT Master's degree is open to students who have completed the first year of the LUMOMAT Master's degree or other Master's programs with a strong focus on chemistry or physics & chemistry. Registration is automatically possible to students who have completed the first year of the LUMOMAT Master's degree. For chemistry or physics & chemistry students, admission is subject to approval based on the candidates' files. For students from other courses, admission is subject to approval by a recognition*





of prior learning committee.

## **MODALITÉS PRATIQUES EN ALTERNANCE**

### **PRACTICAL ARRANGEMENTS FOR THE WORK/STUDY PROGRAM**

Le Master LUMOMAT est co-habilité entre les universités d'Angers, de Nantes et de Rennes. Le Master 1 est localisé à Nantes et à Rennes et le Master 2 est localisé à Angers. Seul le Master 2 est aujourd'hui ouvert en alternance (Contrat de professionnalisation).

Sélection : sur dossier, d'avril à juin  
Rythme d'alternance : voir calendrier (page 20)

Période de formation : M2 de septembre à septembre (1 an)

Durée de formation : voir calendrier de la formation

*The LUMOMAT Master's program is co-accredited by the universities of Angers, Nantes and Rennes. The first year of the Master's degree takes place in Nantes and Rennes and the second year is held in Angers. Only the second year of the Master is currently available on a work/study basis (professional training contract).*

*Selection: based on application file, from April to June Work/study periods: see calendar (page 20)*

*Training period: 2nd-year Master's degree from September to September (one year)*

*Duration of training: see academic calendar*

Le stage de M2 dure de 4 à 6 mois. Il donne lieu à un rapport de stage qui est évalué ainsi qu'à une soutenance qui donne également lieu à un échange avec le jury. Le semestre 4 est totalement dédié au stage (30 ECTS) et apporte autonomie et esprit d'initiative. Les étudiants peuvent bénéficier du réseau LUMOMAT : <http://www.lumomat.fr/> pour les aider dans leur recherche de stage en France et à l'étranger. La durée obligatoire du stage est de 4 mois 1/2 (mi-février-fin juin) extensible à 6 mois jusqu'à fin août. Le stage peut se dérouler en laboratoire de recherche ou en entreprise.

*The internship for the 2nd-year Master's degree lasts 4 to 6 months. Students have to write an internship report which will be assessed, as well as make an oral presentation before an examination board. Semester 4 is dedicated to the internship (30 ECTS), allowing students to act more independently and show initiative. Students can benefit from the LUMOMAT network: <http://www.lumomat.fr/> to help them in their search for internships in France and abroad. The minimum compulsory duration of the internship is 4 months and a half (Mid-February till end of June) extendable to 6 months until the end of August. The internship may be completed in a research laboratory or in a company.*

## **STAGE INTERNSHIP**



## FONCTIONNEMENT COURSE STRUCTURE

La plus grande part des enseignements du M2 est assurée sur le site d'Angers conjointement par des équipes pédagogiques mixtes des trois Universités. Quelques cours et TP spécifiques (environ 1 semaine) sont dispensés à la faculté des Sciences de Nantes.

Au sein d'un semestre :

— Un élément constitutif (EC) est acquis dès lors que sa moyenne est supérieure ou égale à 10 (hors séminaire non noté).

— Une unité d'enseignement est acquise dès lors que sa moyenne est supérieure ou égale à 10. Un EC non acquis dans cette UE est obtenu par compensation et ne peut donner lieu à seconde session.

Pour obtenir la seconde année de master son diplôme, l'étudiant doit atteindre une note terminale avant stage d'au moins 10/20 (moyenne du S1) et une note de stage d'au moins 10/20. Sont validés, les étudiants qui ont validé chaque Unité d'Enseignement (UE) ou qui compensent entre UE (moyenne  $\geq 10$ ).

Sont diplômés du master LUMOMAT, les étudiants ayant validé 120 ECTS dans le master (M1+M2) ou admis sur dossier en M2 et ayant validé les 60 ECTS correspondants.

Les étudiants n'ayant pas validé leur année peuvent redoubler et conserver les UE validées et, lorsqu'une UE est constituée d'éléments constitutifs (EC) validant des ECTS, conserver les EC dans lesquels ils ont obtenu la moyenne.

*Most of the 2nd-year Master's degree program is taught in Angers by*

*professors from the universities of Angers and Nantes. Some specific courses and practical works (around 1 week) take place at the Nantes Faculty of Sciences.*

*Within a semester:*

— *To pass a course component ("élément constitutif" or "EC"), students are required to achieve an average grade greater than or equal to 10 out of 20 (excluding seminars which are not marked).*

— *To pass a course unit ("unité d'enseignement" or "UE"), they should achieve an average grade greater than or equal to 10 out of 20. A failed "EC" in this "EU" is passed by compensation and cannot lead to a second exam session. To successfully complete the second year of the Master's degree, students must achieve a final grade (not including the internship grade) of at least 10 out of 20 (average of Semester 1) and an internship grade of at least 10/20. Students must pass each course unit (UE) or compensate some of their UES (average mark  $\geq 10$ ).*

*Graduates of the LUMOMAT Master must have achieved 120 ECTS as part of the Master's degree (1<sup>st</sup> and 2<sup>nd</sup> year) or must have been admitted to the 2<sup>nd</sup> year of the Master's based on their application file and have achieved 60 ECTS during the 2<sup>nd</sup> year of the Master's degree.*

*Students who have not successfully completed their academic year can re-peat it and keep the passed UEs. If a UE is made up of course components (EC) awarding ECTS, students can keep the ECS in which they achieved a pass grade.*



# VOLUMES HORAIRES – ÉVALUATIONS

## CONTACT HOURS AND COURSE ASSESSMENT

SEMESTRE 3								30 ECTS			
UE	Matières	Volumes horaires				ECTS	Coeff.	Contrôle des connaissances			
		CM	TD	TP	Tot.			1 <sup>re</sup> session		2 <sup>e</sup> session	
								Examen	Durée	Examen	Durée
1	Anglais	0	0	10	10	1	1	Oral	30mn	Oral	30mn
	Formation professionnelle	0	0	15	15	0	0	P	-	-	-
	Projet Expérimental Étudiant	0	0	30	30	3	3	TP-0,5 Oral-0,5		TP-0,5* Oral-0,5	
2	Introduction à la planification d'expériences	11	0	4	15	1	1	CC-0,8 TP-0,2	1h30	CT-0,8 TP-0,2*	1h30
	Modélisation Moléculaire	15	0	10	25	2	2	CC-0,5 TP-0,5	2h	CT-0,5 TP-0,5*	2h
	Formulation	18	4	8	30	2	2	CC-0,8 TP-0,2	2h	CT-0,5 TP-0,5*	2h
3	Ingénierie moléculaire des systèmes pi-conjugués	24	16	0	40	3	3	CC	3h	CT	3h
	Chimie supramoléculaire	25	0	10	35	3	3	CC-0,8 TP-0,2	3h	CT-0,8 TP-0,2*	3h
4	Photophysique et photochimie	17	5	8	30	2	2	CC-0,8 TP-0,2	3h	CT-0,8 TP-0,2*	3h
	Techniques de spectroscopies et Microscopies	12	0	0	12	1	1	CC	1h30	CT	1h30
	Interaction lumière-matière pour la biologie	13	0	0	13	1	1	CC	1h30	CT	1h30
	Électrochimie des surfaces modifiées	16	11	8	35	3	3	CC-0,8 TP-0,2	3h	CT-0,8 TP-0,2*	3h
5	Matériaux moléculaires et hybrides, nanomatériaux	30	4	16	50	4	4	CC-0,8 TP-0,2	3h	CT-0,8 TP-0,2*	3h
	Électronique organique	35	5	20	60	4	4	CC-0,8 TP-0,2	3h	CT-0,8 TP-0,2*	3h

\* En session 2, report note TP si note >ou= 10/20



Pas de DA



### Conditions de validation du semestre 3 :

**Admis-e si moyenne > ou = à 10/20**


**et si Formation professionnelle validée**

CT = Contrôle Terminal  
CC = Contrôle Continu


P = Validation en Présentiel  
DA = Dispensé d'Assiduité



SEMESTRE 4						30 ECTS					
UE	Matières	Volumes horaires				ECTS	Coef.	Contrôle des connaissances			
		CM	TD	TP	Tot.			1 <sup>re</sup> session		2 <sup>e</sup> session	
								Examen	Durée	Examen	Durée
1	Stage	0	0	0	0	30	1	Oral	-	Oral	-
	Alternance										

 Pas de DA

 **Conditions de validation du semestre 4 :**  
**Admis-e si moyenne > ou = à 10/20**


 **Conditions de validation de l'année :**  
 **$((S3 + S4) / 2) > \text{ou} = 10/20$**   
**pas de compensation entre S3 et S4**

CT = Contrôle Terminal      P = Validation en Présentiel  
 CC = Contrôle Continu      DA = Dispensé d'Assiduité



SEMESTER 3						30 ECTS					
UE	Subjects	Contact hours				ECTS	weight	Course assessments			
		Lectures	Tutorials	Practical work	Tot.			1 <sup>st</sup> session		2 <sup>o</sup> session	
								Mandatory attendance	Duration	Exam	Duration
1	English	0	0	10	10	1	1	Oral	30mn	Oral	30mn
	Professional Training	0	0	15	15	0	0	On-site	-	-	-
	Student Experimental Project	0	0	30	30	3	3	PW -0,5 Oral-0,5		PW-0,5* Oral-0,5	
2	Introduction to design experiments	11	0	4	15	1	1	CA-0,8 PW-0,2	1h30	FA-0,8 PW-0,2*	1h30
	Molecular Modelisation	15	0	10	25	2	2	CA-0,5 PW-0,5	2h	FA-0,5 PW-0,5*	2h
	Formulation	18	4	8	30	2	2	CA-0,8 PW-0,2	2h	FA-0,5 PW-0,5*	2h
3	Molecular Engineering of Pi-conjugated Systems	24	16	0	40	3	3	CA	3h	FA	3h
	Supramolecular Chemistry	25	0	10	35	3	3	CA-0,8 PW-0,2	3h	FA-0,8 PW-0,2*	3h
4	Photophysics and Photochemistry	17	5	8	30	2	2	CA-0,8 PW-0,2	3h	FA-0,8 PW-0,2*	3h
	Techniques of Spectroscopies and Microscopies	12	0	0	12	1	1	CA	1h30	FA	1h30
	Light Matter Interaction for Biology	13	0	0	13	1	1	CA	1h30	FA	1h30
	Electrochemistry of Modified Surfaces	16	11	8	35	3	3	CA-0,8 PW-0,2	3h	FA-0,8 PW-0,2*	3h
5	Molecular Materials, Hybrids and Nanomaterials	30	4	16	50	4	4	CA-0,8 PW-0,2	3h	FA-0,8 PW-0,2*	3h
	Organic Electronics	35	5	20	60	4	4	CA-0,8 PW-0,2	3h	FA-0,8 PW-0,2*	3h

\* Insession 2, report grade TP if grade >= 10/20

 >Successful completion of semester 3: minimum average grade of 10/20.

CA: Continuous Assessment

FA: Final Assessment

PW: Practical Work



SEMESTER 4							30 ECTS				
UE	Subjects	Contact hours				ECTS	weight	Course assessments			
		Lectures	Tutorials	Practical work	Tot.			Lectures		Tutorials	
								Examen	Durée	Examen	Durée
1	Internship	0	0	0	0	30	1	Oral	-	Oral	-
	Work/Study										

 **>Successful completion of semester 4: minimum average grade of 10/20.**

 **No compensation between semesters 3 and 4.**  
**The grade and ECTS assigned for the internship (semester 4) do not compensate for the average mark achieved in semester 3.**

CA: Continuous Assessment

FA: Final Assessment

PW: Practical Work



## CURRICULUM OF THE LUMOMAT 2<sup>nd</sup> – YEAR MASTER

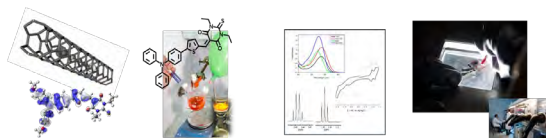
Semester	Main course units	Detailed course units (hours)	European credits
S3	Cross-disciplinary Training (55 h)	English (10 h)	1
		Professional Training (15 h)	0
		Student Experimental Project (30 h)	3
S3	Design (70 h)	Introduction to Design of Experiments (15 h)	1
		Molecular Modelisation (25 h)	2
		Formulation (30 h)	2
S3	Synthesis (75 h)	Molecular Engineering of Pi-conjugated Systems (40 h)	3
		Supramolecular Chemistry (35 h)	3
S3	Characterizations and Organic Photonics (90 h)	Photophysics and Photochemistry (30 h)	2
		Techniques of Microscopies and Spectroscopies (12 h)	1
		Light-matter Interaction for Biology (13 h)	1
		Electrochemistry of Modified Surfaces (35 h)	3
S3	Materials and Electronics (110 h)	Molecular Materials, Hybrids and Nanomaterials (50 h)	4
		Organic Electronics (60 h)	4
S3	Total (400 h)		30
S4	Internship	Internship (from 4 to 6 months)	30







# CONTENUS DES ENSEIGNEMENTS – COURSE CONTENT



Design → Synthesis → Characterizations → Materials/Devices

UE 1 Transverse Training	UE 2 Design	UE 3 Synthesis	UE 4 Characterizations and Organic Photonics	UE 5 Materials and Organic Electronics
English 10h 1 ECTS  Professional Training 15h 0 ECTS  Student experimental project 30h 3 ECTS	Introduction to design of experiments 15h 1 ECTS  Molecular modelisation 25h 2 ECTS  Formulation 30h 2 ECTS	Molecular engineering of pi-conjugated systems 40h 3 ECTS  Supramolecular chemistry 35h 3 ECTS	Photophysics and photochemistry 30h 2 ECTS  Techniques of spectroscopies and microscopies 12h 1 ECTS  Light-Matter interaction for Biology 13h 1 ECTS  Electrochemistry of modified surfaces 35h 3 ECTS	Molecular Materials, Hybrids and Nanomaterials 50h 4 ECTS  Organic Electronics 60h 4 ECTS
55h, 4 ECTS	70h, 5 ECTS	75h, 6 ECTS	90h, 7 ECTS	110h, 8 ECTS
<b>400h students</b>				

> **BLOCK A:** Total: 115h, 8 ECTS

- Organic electronics: 60h, 4 ECTS
- Molecular engineering of pi-conjugated systems: 40h, 3 ECTS
- Introduction to design of experiments: 15h, 1 ECTS

> **BLOCK B:** Total: 110h, 10 ECTS

- Molecular materials, hybrids and nanomaterials: 50h, 4 ECTS
- Electrochemistry of modified surfaces: 35h, 3 ECTS
- Molecular Modelisation: 25h, 2 ECTS
- Techniques of spectroscopies and microscopies: 12h, 1 ECTS

> **BLOCK C:** Total: 120h, 8 ECTS

- Supramolecular chemistry: 35h, 3 ECTS
- Photophysics and photochemistry: 30h, 2 ECTS
- Light-matter interaction for biology: 13h, 1 ECTS
- Formulation: 30h, 2 ECTS

– Student experimental project and English: 40h, 4 ECTS



## SEMESTRE 3

### UE OBLIGATOIRES – MANDATORY EDUCATION UNITS

#### Transverse training

##### UE1

##### ENGLISH

Responsible: **Sabrina Sebti**

##### Objectives

The audiences of Master 2, fully taught in English, are diverse. Some students will have obtained the certification at the end of Master 1 and will continue to deepen the 4 language skills (written and oral comprehension, written and oral expression). The first objective is therefore the consolidation and deepening by the practice of these four linguistic skills in order to reach (or consolidate) a level of certification (type B2 level) defined by the European Framework of Languages.

##### Content

After a diagnosis carried out to establish the level of oral English, the student will receive work leads. The evaluation will be carried out during the defense in English of the student experimental project. Students will have the opportunity during the year to prepare and sit for the English certification implemented at the University.

##### Knowledge and expected skills

Level B2 of the European framework.

##### UE1

##### PROFESSIONAL TRAINING

Responsible: **David Canevet**

##### Objectives

The objectives of this module are to know the fundamental tools for a future professional integration either in research or

in industry, to know and understand the main principles of a quality management approach and to know the main normative definitions (REACH) of quality, applied in industry.

##### Content

The teaching will focus on scientific communication with training on writing an internship report, a scientific article, the acquisition of educational communication tools (designing a poster, etc.) and research training, bibliography and popular science. Students will participate in workshops dedicated to the concepts of meeting management, management, project management, and preparation for a recruitment interview.

Students will have the opportunity to attend the conferences offered within the Laboratory by internationally renowned researchers and teacher-researchers or industrials in the field of organic electronics. In particular, an intervention by AFE-LIM (French Association of Printed Electronics) will be offered to enable students to open up to the various trades in printed electronics. In this context, company visits to this area of application will also be organized.

The main normative definitions of Quality, the main regulatory requirements applicable to chemicals and their applications will be described so that students are aware of the different normative standards applied in industry (REACH regulations, ISO 9001 standards, ISO 14001, OHSAS 18001, ISO 26000).

- 1) Les réglementations « mères » sur les produits : REACH & CLP (2h), principales réglementations sur les produits pour avoir une vision globale des différentes obligations et de l'impact sur les entreprises.
- 2) La Fiche de Données de Sécurité et les mesures de gestion des risques chimiques



(1h) Sensibilisation à la FDS et aux EPI, EPC, évaluation du risque chimique. L'impact sur les sites industriels : SEVESO III, IED et nomenclature ICPE.

3) Les réglementations sectorielles existantes (1h). Tour d'horizon des différentes réglementations existantes selon les types de produit et les marchés.

L'idée est que les étudiants sachent que des réglementations spécifiques vont s'appliquer selon les secteurs, ajoutant des obligations supplémentaires à REACH et CLP.

Mots clés : Biocides, Phytosanitaires, Dispositifs médicaux, Fertilisants, Jouets, Alimentaire, Cosmétiques, Carburants, Aérosols, Détergents, Médicaments, Peintures et vernis, Explosifs et précurseurs.

4) Les réglementations transverses (1h). Montrer aux étudiants que les réglementations transverses sont nombreuses et qu'il est indispensable de les prendre en compte avant de développer un nouveau projet/une nouvelle substance. PIC, RoHS / DEEE / Piles, Slatique, Précurseurs de Stupéfiants, POP, CIAC, R Nano Biens à double usage

5) Les référentiels normatifs appliqués en industrie (1h). Description d'un système de management, principe de l'amélioration continue et champ d'application des normes. ISO 9001, ISO 14001, OH-SAS 18001/ISO 45001, ISO 26000, ISO 50001 SMI et Responsible care.

### **Knowledge and expected skills**

- Know how to write a CV and cover letter in French and English.
- Being able to conduct an interview for recruitment in French and English.
- Know the basics of popular science to simplify a research topic.
- Understand the different fields of printed electronics thanks to the opening offered with the conference cycle.
- Be aware of quality in business through knowledge of the standards and regulations applied on an industrial scale.

## **UE1**

### **STUDENT EXPERIMENTAL PROJECT**

Responsible: **David Canevet**

#### **Objectives**

During the student experimental project, students will be immersed alone (or in pairs) in the host research laboratory under the responsibility of a supervisor. Over a period of 4 weeks, after a bibliographic research work, the students will set up the realization of the corresponding manipulations / calculations / analyzes. This project should take place as independently as possible.

At the end of the project, each student will submit an individual report written in English describing their investigations, analyzes and conclusions. The assessment will also be supplemented by an oral defense in English which will provide the mark for English evaluation.

The student experimental project or tutored project must be the subject of an internship agreement.

#### **Knowledge and expected skills**

- Conduct an innovative approach that takes into account the complexity of a situation by using information that may be incomplete or contradictory.
- Lead a project (design, piloting, implementation and management, evaluation, dissemination) that can mobilize multidisciplinary skills in a collaborative framework and assume responsibility.
- Work as a team as much as in autonomy and responsibility in the service of a project.
- Communicate orally and in writing, in a clear and unambiguous manner, and in a register adapted to the target audience.
- Use digital tools to acquire, process, produce and disseminate information as well as to collaborate internally and externally.
- Operate software for data acquisition and analysis with a critical mind.
- Use the methods of data collection and qualitative and quantitative data proces-



sing.

- Analyze and synthesize data with a view to their exploitation.
- Adapt to new or multidisciplinary situations to provide solutions.
- Report on their work orally and in writing.
- Speak in public to defend a project.

## Design

### UE2

#### INTRODUCTION TO DESIGN OF EXPERIMENTS

Responsible: **Dominique Wolbert**

Teachers: **Dominique Wolbert (ENSCR Rennes), Olivier Alévêque (Univ. Angers)**

#### Objectives

The goal of the design of experiments is to conceive, execute and analyze a set of experiments resulting if the best possible compromise between quality of the requested information (precision, independence, ...) and the experimental effort deployed, considering the formulated hypotheses on the studied system's behavior. Frequently used by the industrial sector for R&D and quality control, the method appears also more and more for research purposes.

#### Content

The following courses will be dedicated to the presentation and use of several types of designs, developed to answer different types of problems.

> *Introduction*

– Objectives, technical and economical interest, investigation methodology.

> *Constitutive elements*

– The factors: discrete, continuous, ... ; main factors, noise factors,...

– Treatments, experimental units, ...

– Observations, special case: quality (reduction of the signal to noise ratio).

– The expected model, additivity hypotheses of the contributions, state vector, free or constrained effects.

> *Searching for an optimal design of ex-*

*periments*

– The sampling variance/co-variance matrix of the effects.

– The a priori analysis of an experimentation, optimality criteria.

– Execution of a designed experimental set (randomisation, error estimation, ...).

– Reminder on the significance of statistical tests, risks, comparison of variance estimations (Fisher-Snedecor test), of mean estimations (Student test, Tuckey test) ...

> *Presentation/use of some types of designs*

– Discrete factor designs: complete blocking, incomplete, latin squares, ...

– Full factorial designs, 2p designs with interactions.

– Fractional designs, Taguchi designs, Box designs ..., notion of aliases, resolution ...

– Response surface designs, quadratic designs : Doehlert, composite, Box-Behnken.

– Mixture designs.

– Simplex design for optimum search.

#### Knowledge and expected skills

– Isolate / detect the influencing factors of a system or process;

– Build an optimized experience plan;

– Conduct an experience plan during the experiments;

– Use the results of an experiment plan;

– Interpret the results of an experiment plan;

– Optimize a system or process from an experience plan.

Other concepts discussed and not deepened (not required): Evaluate the validity and the precision of the experiment plan used; Use Taguchi plans to optimize a system or process.

### UE2

#### MOLECULAR MOLEDISATION

Responsible: **Thomas Cauchy**

Teachers: **Thomas Cauchy (Univ. Angers), Denis Jacquemin (Univ. Nantes)**

#### Objectives

The theoretical calculation of the absorp-



tion and emission properties of UV-visible light, as well as the modelling of organic reactivity, are now widely available with *ab initio* methods. The objective of this course is to train informed users capable of choosing, independently and with a critical eye, a calculation method to model the ground state and excited states of complex molecules. The first part of this teaching covers and deepens the problems related to the calculation methodology while the second part is dedicated to the practice of modelling optical spectra (absorption, emission) and is mainly carried out in the form of project work.

### Content

> *Choice of the theoretical model to answer a molecular problem – 7.5h CM*

– Available theoretical methods and their limitations.

– The problem of electronic correlation.

– Choosing calculations parameters.

– The potential energy surface of the excited states and the spectral modeling.

– The importance of vibronic coupling.

– Simple and advanced approaches to model reactivity.

> *Setting up a strategy adapted to a problem – 7.5h CM and 10h TP*

– Study of an experimental problem (article).

– Choice of a calculation strategy and its limits.

– Choice of a problem to study and practice.

– Simulation of the absorption and emission properties of complex molecules.

### Knowledge and expected skills

– Choosing the right theoretical model to answer a problem related to the reactivity or the UV-visible spectroscopic properties of a complex molecule.

– Exploit judiciously and rigorously the results of molecular calculations.

– Analyze and summarize data for exploitation.

– Conduct an innovative approach that takes into account the complexity of a situation by using information that may be incomplete or contradictory.

– Give an oral account of his/her work.

## UE2

### FORMULATION

Responsible: **Mohammed Boujtita**

Teachers: **Anne Blayo (INP Pagora, Grenoble)**, **Pascal Thobie (CETIM Nantes)**, **Mohammed Boujtita (Univ. Nantes)**

### Objectives

Formulation is a multidisciplinary science which consists in associating active materials or active principles and formulation auxiliaries (excipients, additives...) leading to a mixture answering a precise specification. After studying the physico-chemistry of dispersed media (colloidal suspensions, solutions, emulsions, etc.) and related analytical methods (spectroscopy, rheology, etc.), a focus will be devoted to mixtures for organic electronics. The objective is to understand how to make a functional material printable (conductive, semiconductor or dielectric material, for example). This involves understanding the general principles of the formulation of a liquid, knowing the physico-chemical and rheological properties of liquids, in order to meet the specifications of the implementation processes on the one hand, and the requirements of the intended application, on the other hand.

### Content

1. The main principles of the formulation:

– Generalities

– The classic components of mixtures (binders, solvents and diluents, pigments, fillers, additives, etc.)

– Formulation processes (solubilization, grinding, dispersion, ...)

– Physico-chemical parameters of the formulation (solubility, interfaces, wettability, CPV / CPVC, compatibility of mixtures, stabilization, particle size, etc.)

Case study: paint formulation - physicochemical formulation techniques and parameters; Methods of transfer from laboratory to industry. P. Thobie (CETIM Nantes)



2. Rheology: L. Benyahia (IMMM Le Mans)
- Introduction to rheology.
  - Fundamental principle and determining factors (stress, deformation, ...).
  - Viscosity definition and energetical considerations.
  - Effect of pressure and temperature on the viscosity.
  - Time and shear dependence of the viscosity.
  - Suspension rheology.
  - Rheology of polymer solutions.

3. Printing and coating processes (used in printed electronics): A. Blayo (INP Pagoza, Grenoble)

- Printing techniques (screen printing, inkjet, rotogravure, flexography, other processes).
  - Main features.
  - Properties of associated functional inks.

- Advantages and limits for electronic applications, examples.

- Coating techniques (spin coating, slot-die, blade coating).
- Drying / Annealing techniques (thermal / photonic).

4. Functional inks (inks for printed electronics, in particular): A. Blayo (INP Pagoza, Grenoble)

- Specific constraints (graphic inks vs. functional inks).

– Functional materials used for inks:

- Conductive materials (metallic and carbon particles and nanoparticles, conductive polymers, etc.).

- Dielectric materials.
- Semiconductor materials (for PV and OLED applications, for example).

- X-chrome materials.

- Specific measurements of the properties of the printed film (conductivity, for example).

Practical work: Screen printing techniques (M. Boujtita, Nantes)

Visits of companies will allow students to have concrete applications of the content of this course: ARMOR La Chevrolière,

world specialist in ink chemistry and printing processes, and SERIBASE Château-Gontier, a company specializing in screen printing techniques

### Knowledge and expected skills

- Know the main principles of formulation and formatting.

- Know the main operating principles of characterization techniques.

- Use the methods of data collection and qualitative and quantitative data processing.

- Analyze and synthesize data with a view to their exploitation.

- Define the methods, the means of study and their implementation (adequacy of the characterization technique to the parameter studied).

## Synthesis

### UE3

### MOLECULAR ENGINEERING OF PI-CONJUGATED SYSTEMS

Responsible: David Canevet

Teachers: David Canevet (Univ. Angers), Philippe Leriche (Univ. Angers), François-Xavier Felpin (Univ. Nantes), Christophe Darcel (Univ. Rennes)

### Objectives

This teaching unit is dedicated to the main families of pi-conjugated systems used in organic electronics and photonics. The synthesis and functionalization of photo- and electroactive organic architectures will be discussed. A particular attention will be paid to the impact of functionalization over physico-chemical properties. In a pluridisciplinary manner, this unit will also raise awareness to the basic concepts of green chemistry and the interest of non-noble metals in synthesis.

### Content

- Classic organometallic coupling reactions (Pd, Ni or Cu catalysts): Stille, Heck, Kumada, Sonogashira, Suzuki, Negishi.

- Direct arylations (directed or not), ap-



- lications to aromatic heterocycles.
- Click chemistry (Cu, Ru) and C-H activation.
  - Metathesis reactions, principles, (diastereo)selectivities.
  - Amination and sulfuration reactions to design new syntheses of pi-conjugated systems.
  - Interest of non noble metals in synthesis.
  - Main electro- and photoactive organic derivatives.
    - Nanocarbons: fullerenes, nanotubes and graphene.
    - Perylene, naphthalene, porphyrin, phthalocyanin, tetrathiafulvalene.
    - Pigments (diketopyrrolopyrrole, isoindigo, Bodipy etc ...).
    - Thiophene, furane, pyrrole, dithienopyrrole, fluorene, carbazole, phenylenevinylene, phenyleneethynylene ...
    - Organometallic complexes displaying optoelectronic properties.
  - Design, synthesis, reactivity and functionalisation of these monomers.
  - Design and synthesis of extended pi-conjugated systems (oligomers and polymers displaying a weak band gap).
  - Analysis of structure/properties relationships and importance of these derivatives.
  - Green chemistry applied to pi-conjugated molecules (12 principles of green chemistry, atom economy, calculations of E factor).

### Knowledge and expected skills

- Understand the reactivity of organometallic catalysts an their interest in molecular and macromolecular synthesis (C-C, C-heteroatom bond formation, direct arylations, metathesis).
- Handle the main synthetic methods to prepare pi-conjugated systems (heterocyclic chemistry, organometallic coupling reactions, polymerization strategies, cycloadditions).
- Design the retrosynthesis of a given pi-conjugated system by taking into account the concepts of green chemistry.
- Understand the main principles of molecular engineering (polarity vs polariza-

- bility, extension and functionalisation of conjugated systems, dyes, pigments,...).
- Comprehend the methods developed to fine-tune the levels of frontier orbitals and the band gap of molecular materials for organic electronics and photonics.
- Use spectroscopic or electrochemical measurements to study a conjugated system and evaluate its potential in organic electronics.
- Know the main classes of molecular and macromolecular systems reported in the literature and their respective synthesis.
- Different nanocarbons and proposing well-suited functionalization strategies.

### UE3

### SUPRAMOLECULAR CHEMISTRY

Responsible: [David Canevet](#)

Teachers: [David Canevet \(Univ. Angers\)](#), [Abdel El-Ghayoury \(Univ. Angers\)](#), [Sébastien Goeb \(Univ. Angers\)](#), [Stéphane Rigaut \(Univ. Rennes\)](#)

### Objectives

This teaching unit provides the conceptual bases of supramolecular chemistry, a modern axis of chemistry centered on non-covalent interactions that is playing a key role in materials science and in particular in designing organized structures for complex functions, including at the macroscopic scale (molecular receptors, sensors, molecular machines, ...). The aim is to show students how this transverse new field of chemistry, often inspired by biological processes, can allow through a well-balanced use of various tools of chemistry (organic synthesis, coordination chemistry, spectroscopies, physical chemistry, analytical chemistry), to control the structuring and the properties of different classes of materials, on scales ranging from nano- to micrometric sizes. In particular, mastering these tools allow to design sophisticated supramolecular objects whose complexity could not be reached through traditional covalent synthesis.

The first part of this teaching unit is re-



lated to the foundations on which is built this transverse field of chemistry (nature and characterization of non-covalent interactions, self-assembly and molecular recognition processes towards discrete structures, designing molecular receptors). The module continues with an extension of these concepts to the case of supramolecular polymerization (gels), and then to the rational use of coordination bonds for the construction of various supramolecular architectures and beyond, till the design of dynamic structures (molecular machines). The complexity of the resulting systems is illustrated with the help of various recent examples from the literature. Also, practical work sessions (10h) allow to tackle several of these aspects. Finally, this course aims at stimulating the creativity of students in order to integrate the corresponding concepts into the different application areas which are considered in the other modules of the Master LUMOMAT.

### Content

Supramolecular Chemistry: basics (9h)

- From molecular to supramolecular chemistry.
- Supramolecular interactions.
- Characterization of supramolecular structures.
- Host molecules for the recognition of cations, anions and neutral molecules.
- Chemosensors.
- Molecular flasks.
- Supramolecular catalysis.

Supramolecular polymerization (4h)

- Physical and chemical gels.
- Application fields (conducting materials, mesophases, self-healing systems,...).
- Description of supramolecular polymerization processes (isodesmic, cooperative, chain-growth).
- Chirality and supramolecular polymers ("sergeant and soldiers" and "majority rules" experiments).
- H and J aggregates.

Supramolecular Chemistry based on me-

tal (12h)

- Basics and tools
- Self-assembling: helicates.
- Self-assembling: grids, ladders and racks.
- Self-assembling: molecular polygons and polyhedra.
- Catenanes, rotaxanes and molecular knots.
- Molecular machines.
- Supramolecular polymers.

### Knowledge and expected skills

- Know and identify non-covalent interactions.
- Know the main families of natural and synthetic receptors (including their synthetic access).
- Apply various analytical methods for addressing the thermodynamics of host-guest complexes.
- Know new concepts associated to the reactivity in confined spaces.
- Understand the supramolecular polymerization mechanisms (isodesmic, cooperative, ...).
- Know the metal-directed strategies towards discrete and polymeric supramolecular structures based on metals.
- Know interlocked, stimuli-responsive and dynamic systems.

## Characterisations and organic photonics

### UE4

#### PHOTOPHYSICS AND PHOTOCHEMISTRY

Responsible: **Matthieu Loumagne**

Teachers: **Matthieu Loumagne (Univ. Angers)**, **Frédéric Paul (Univ. Rennes)**, **Fabrice Odobel (Univ. Nantes)**

#### Objectives

This course aims at developing further the concepts seen in M1 on the fundamentals and application of photophysics. The main objective is to give to chemist students a training base for tackling theoretical mo-





dels from scientific literature and understanding the link between the chemical and electronic structure of a molecule and its optical and photophysical properties. The main notions of photochemistry, photophysics (including basics of nonlinear optics, of electron and energy transfer) and their application to biological photosynthesis, and artificial photosynthesis will be taught.

### Content

- Basic characteristics of light sources (intensity, spectrum, polarization, coherence, ...) and basic physics principle of light emission (black body, spectral lamp, LED, laser, ...).
- Basic understanding of the physics principles of light-matter interaction (light scattering and absorption).
- Reminders on the concepts seen in M1 of Jablonski diagram, quantum efficiency and fluorescence lifetime.
- Measure and analysis of fluorescence decays (TCSPC method).
- Dynamic and static quenching of fluorescence (Stern-Volmer model).
- Introduction to solvatochromic effects and fluorescence anisotropy.
- Nonlinear polarisation of light: effects and applications.
- Engineering of Molecules for Second-Order Nonlinear Optics.
- Light-absorption and Electron-transfer: Marcus theory and «optical» electron-transfer vs. photoinduced-electron transfer (PET).
- Introduction to mixed-valence complexes and molecular wires.
- Other applications of PET.
- Photoinduced energy transfer, theories of Förster and Dexter. Molecular examples with systems applied to amplify light harvesting.
- Artificial photosynthesis, basic concepts, molecular and hybrid systems for the conversion of sunlight into chemical potential.

### Knowledge and expected skills

This course, mainly intended to synthetic chemists, aims to teach the principles

of the formation of excited states under UV-visible radiation. It should enable them to assess the reactivity of excited states and their monomolecular (photophysical) evolution as well as their transformations by bimolecular interactions. The students should be able, in fine, to use the basic principles pertaining to interactions between light and molecules, taught in this course, to usefully design molecular systems adapted to a given task. This means:

- Mastering the representation and properties of photo-excited states, relaxation processes and physico-chemical properties of excited states.
- Use of fluorescence and Stern-Volmer processing as well as notions of quantum fluorescence yield to help decipher the mechanisms of electron or energy transfer. The latter are related to the conservation theory of orbital symmetry.
- Mastering basic notions to design NLO-active (hyperpolarisable) molecules.
- Mastering the photoinduced electron-transfer and energy transfer phenomena, including electron-transfer with a special emphasis to donor-acceptor systems.
- Knowledge on the different approaches to realize artificial photosynthesis and associated processes.

> Experimental lab – 8h

- Basic optical experiments in order to illustrate the notion of polarization of light. Application to polarized microscopy.
- Basic optical experiments on diffraction in order to illustrate the working principle of spectrophotometer and monochromator.
- Measurement of the spectra of several light sources.
- Halide (Cl<sup>-</sup>) quenching of quinine sulfate fluorescence.
- Fluorescence lifetime measurement and analysis.
- Brève introduction à la microfluidique pour la manipulation des fluides in situ avant leur caractérisation.



## TECHNIQUES OF SPECTROSCOPIES AND MICROSCOPIES

Responsible: Régis Barillé

Teachers: Régis Barillé (Univ. Angers), Bernard Humbert (Univ. Nantes)

### Objectives

The objective of this module is first to complete the knowledge of the student on the microscopy techniques already approached in M1. Advanced microscopy techniques such as X microscopy (STXM, tomography), and near field microscopy (AFM, STM, SNOM) in the aim to acquire informations (dimensions, shape, composition, structuring) at the nanometric scale will be discussed without going deeply into the physics of these techniques, but simply as characterization tools for a student chemist. The goal is to answer the question: What is the useful technique to get important informations to know? With the same objective, Raman spectroscopy will be described as a tool for characterizations and applications.

### Content

> *X and electron microscopy sciences*

– Spectroscopies with electron microscopes: EELS et EDX

– Spectroscopy of X absorption in synchrotron: XANES et EXAFS

– Electron spectroscopy for surface characterization: XPS

> *Near-field Microscopies*

– AFM: contact mode (c-AFM), non-contact (nc-AFM), intermittent contact (t-AFM), lateral forces (lf-AFM), specific interactions, force spectroscopy.

– SNOM: Optical near-field, operating principle, type of set-up, experimental set-up

– STM: topographic mode (I-V constant or constant tip-sample distance) and tunnel-effect spectroscopy (STS).

> *Raman Spectroscopy*

– Relation of molecular-structures - macroscopic phenomena (physical origin

of the refractive index, absorption, diffusion).

– Application of Raman spectroscopy in microscopy.

– Main sources of light (white source, LED, Laser diode): materials and temporal and spectral characteristics.

– Principles of Raman and Resonance Raman spectroscopy.

– Extension on non-linear spectroscopy (second harmonic generation, emission with biphotonic absorption).

### Knowledge and expected skills

– Be able to explain the fundamental differences between spectroscopic methods presented for the characterization of materials (XPS, XANES, EDX, EELS).

– Know how to choose the best characterization technique based on the sample concerned.

– Know how to choose which microscopes for the best characterization of materials and surfaces.

– Be able to use and interpret imaging results obtained with near-field microscopes.

– Be able to understand the relevance of scientific articles based on spectroscopic studies and near-field characterization of materials.

## LIGHT-MATTER INTERACTION FOR BIOLOGY

Responsible: Elena Ishow

Teachers: Elena Ishow (Univ. Nantes), Olivier Mongin (Univ. Rennes)

### Objectives

Light has become a key tool in biology to image and study living matter, probe specific locations in tissues and cells, and very recently trigger biological events. In a broader sense, biophotonics, coupling light and life, can be regarded as a strongly interdisciplinary topic at the interface of chemistry, biology and physics. Chemistry therefore plays a major role to provide specifically designed chemicals

as a function of the biological issues to be addressed and the resorted detection optical setups, especially optical microscopes. In this course, two main aspects will be interrogated. The first part will be devoted to the stakes of optical bioimaging with respect to the current diagnostic technologies and tackle the in vitro-in vivo continuum through the presentation of appropriate luminescent molecules and nanomaterials. The challenge for deep light penetration and high sensitivity in tissues will be addressed through the introduction of more established (two-photon microscopy) or emerging (photoacoustics) techniques and the targeted labels or probes thereof. The second part will rely on the photoactivation of photophysical and chemical processes in a controlled and remote manner to either induce damaged cell apoptosis (photodynamic therapy), or photoswitch the activity of drugs, enzymes, cell attachment or ion transporters (photopharmacology).

## Content

### I. Optical bioimaging

1. Stakes
2. Design of luminescent labels and probes
  - molecular agents,
  - photoactive nanoparticles,
  - probing the biological surroundings.
3. Two-photon microscopy for improved sensitivity
  - fundamentals,
  - optical setup,
  - nonlinear optical labels.
4. Photoacoustic microscopy for improved depth detection
  - principles,
  - main endogenous and exogenous tracers.

### II. Photobiology

1. Photodynamic therapy
  - principles,
  - structural evolution of photosensitizers,
  - in the clinics.
2. Photopharmacology
  - structural requirements,

- drug photo-uncaging,
- photoswitches for structural and functional photoregulation.

## Knowledge and expected skills

- The students can master the bases of optical bioimaging with regard to the main detection technologies in terms of sensitivity, spatial resolution, and detection rate.
- The students can delineate the complexity and constraints of biological media and propose the design of biocompatible emissive labels.
- The students can identify the main functional components of a photoactive label and anticipate the most adequate bioimaging technique and responses.
- The students can propose photochemical or photophysical explanations to support the observed phototriggered biological.

## Previous knowledge

Thorough knowledge of the fundamental concepts of organic chemistry (main functions and reactivities,  $\pi$ -conjugated structures, inductive and mesomeric effects), physical chemistry (intermolecular forces, acido-basicity, photophysics) at the bachelor and master 1 chemistry level.

## UE4

### ELECTROCHEMISTRY OF MODIFIED SURFACES

Responsible: Tony Breton

Teachers: Tony Breton (Univ. Angers), Christelle Gautier (Univ. Angers), Charles Cougnon (Univ. Angers), Olivier Alévêque (Univ. Angers), Christine Lagrost (Univ. Rennes)

### Objectives

The objective of this module is to train students in surface functionalization at the nanometric scale and bring skills in the electrochemical characterization of surface and divided nanomaterials.



## Content

The different conductive surface modification methods will be presented and their study will be detailed through practical work. The characterization of these nanomaterials will be studied via electrochemical and coupled techniques (electrochemical microbalance, spectro-electrochemistry, electrochemical microscopy). Finally, applications in catalysis, luminescence and energy storage will be the subject of case studies.

## Knowledge and expected skills

- Know the different surface functionalization processes for massive and divided materials (nanoparticles, carbon nanotubes, graphene).
- Identify the variables allowing to play on the surface coverage, the interfacial activity and the electroactivity of the materials.
- Know how to reason about the different parameters of a cyclic voltammogram ( $E_{p}^{ic}$ ,  $I_{p}^{ic}$  ...) and distinguish the electrochemical rules usable for electroactive materials.
- Calculate surface coverages via the study of voltammetric and gravimetric results.
- Know which characterization technique to use to obtain structural information by exploiting simple spectra of advanced techniques.
- Understand the processes that govern electrocatalysis, luminescence or energy storage on nanoscale materials.

## Materials and electronics

### UE5

## MOLECULAR MATERIALS, HYBRIDS, NANOMATERIALS

Responsible: Narcis Avarvari

Teachers: Narcis Avarvari (Univ. Angers), Rémi Dessapt (Univ. Nantes), Lenaïc Lartigue (Univ. Nantes), Dominique Lorcy (Univ. Rennes), Jeanne Crassous (Univ. Rennes), Fabrice Pointillart (Univ. Rennes), Nicolas Zigon

(TP, Univ. Angers), Flavia Pop (TP, Univ. Angers), H el ene Brault (Univ. Nantes)

## Objectives

This module aims at presenting the main families of functional hybrid organic-inorganic materials and nanomaterials, commonly encountered in applications of condensed matter physics (conducting and magnetic molecular materials), photonics (optical protection, surface plasmon resonance sensing) or in health, especially in nanomedicine (diagnosis, therapy). A particular focus will be dedicated to the fabrication of hybrid systems present in many areas thanks to the complementarity provided by the constituting organic and inorganic bricks. The main coupling methods of the complementary entities will be developed together with the experimental techniques to characterize the composition and structure of the hybrid architectures thus obtained.

## Content

- 1. Conducting molecular materials: Synthesis of molecular materials precursors: electroactive  $\pi$ -conjugated organic and organometallic molecules (several examples of donor and acceptors: TTF; bis(dithiolene) complexes of Ni, Pd, Pt, Au; TCNQ. Functionalization/introduction of non-covalent interactions: hydrogen, halogen, chalcogen. Intermolecular interactions in the solid – Open shell molecules: - neutral radicals, stabilization, delocalization – two-stage redox systems (W urster, Weitz) – overlap interactions in the solid – mixed valence dimers – 1D materials – band structures – Peierls transition.
- 2. Magnetic molecular materials: Introduction to fundamentals of magnetism of the transition metals. Magnetism of the essential lanthanide ions for our society. Single-Molecule Magnets as potential materials for high-density data storage applications.
- 3. Hybrid materials: The concept hybrid, definitions and synthetic strategies (sol-gel, grafting, self-assembly, intercalation, coordination) Classification of hybrid organic-inorganic



materials (classes 1 and 2). The main families of amorphous and crystalline hybrid materials (organo-mineral polymers, functionalized silica, coordination polymers (CPs or MOFs), hybrid polyoxometallates, halometallates, phosphonates). Crystalline structure-properties relationship (luminescence, photo- and electrochromism, ferroelectricity, multiferroics, semi-conductors).

– 4. Nanomaterials:

Definition, history, classification.

Mechanism of formation and stabilization of nanoparticles (thermodynamic and kinetic aspects).

Synthesis of organic and inorganic nanoparticles. Properties (photophysics and plasmonics).

Functionalization and bio-conjugation.

Nanomedicine (delivery of the active principle and outcome in the body).

### Knowledge and expected skills

– Know the characteristics and properties of PCPs (or MOFs).

– Apprehend the chemistry and optical and redox properties of polyoxometallates.

– Recognize the different interactions (weak or strong) in a hybrid organic-inorganic material.

– Synthesis of the main electroactive precursors.

– Analyze the band structures of molecular solids.

– Comprehend the basis of molecular magnetism of lanthanide complexes.

– Know how to define a synthetic strategy to prepare a nanoparticle system with specific properties.

## UE5

### ORGANIC ELECTRONICS

Responsible: Philippe Blanchard

Teachers: Philippe Blanchard (Univ. Angers), Clément Cabanetos (Univ. Angers), Muriel Hissler (Univ. Rennes), Fabrice Odobel (Univ. Nantes), Emmanuel Jacques (Univ. Rennes), Laurent Fontaine (Univ. Le Mans), Sylvie Dabos (TP, Univ. Angers), Yann Pellegrin (TP, Univ.

Nantes), Factory visit : ARMOR

### Objectives

Organic conducting and semiconducting materials based on  $\pi$ -conjugated systems or organic/inorganic hybrid materials have become essential components in the field of low-cost flexible electronics. They are used in three key technological areas with very high industrial development potential: organic light-emitting diodes for lighting and displays, organic field-effect transistors and photovoltaic cells. The main objectives of this course are to: i) present these classes of organic and organic/inorganic hybrid materials, their properties and their characterization methods, ii) establish structure / property relationships and iii) describe the operating principle of electronic components incorporating such materials as well as the laws that govern their efficiencies. The physical methods used for the characterization of the performance of these devices will also be introduced in order to give a global vision of their design, manufacturing and evaluation. Although this course does not intend to dwell on synthesis of  $\pi$ -conjugated systems, a specific attention will be paid to the chemical and electrochemical synthesis of polymers for electronic organics as well as their application in the fields of electrochemical and optical sensors, transparent conducting or electrochromic materials.

### Content

> *Introduction to  $\pi$ -conjugated systems for Organic Electronics*

– Introduction on Organic Electronics.

– Electronic structures and properties of  $\pi$ -conjugated systems: From the doped state (conducting) to the neutral state (semiconducting).

– Introduction or reminders to various electrochemical and spectroscopic techniques.

– Determination of HOMO (IP) and LUMO (EA) energy levels of organic materials and construction of energy diagrams of electronic organic devices.

– Characterization of the molecular structure of thin-films.



> *Conducting polymers*  
– Synthesis by electropolymerization and their characterization.

– Structure / property relationship analysis.  
– Application to electrochemical and optical sensors, transparent conducting or electrochromic materials.

> *Organic light-emitting diodes (OLEDs)*

– Operating principle.  
– Active materials and optimization (from fully organic materials to Perovskites and quantum dots).  
– Fabrication methods and characterization of OLEDs.  
– Applications.

> *Organic field-effect transistors (OFETs)*

– Operating principle.  
– Active materials and optimization.  
– Fabrication methods and characterization of OFETs.  
– Applications.

> *Organic solar cells (OSCs)*

– Introduction to the different photovoltaic technologies.  
– Operating principle of OSCs.  
– Active materials and optimization  
– Fabrication methods and characterization of OSCs (theory and practical courses).  
– Transfer on an industrial scale: visit of ARMOR©, world specialist in the chemistry of inks and printing processes (near Nantes).

> *Dye-sensitized solar cells (DSSCs)*

– Operating principle.  
– The components of the DSSC and their optimization.  
– Fabrication methods and characterization of DSSCs (theory and practical courses).  
– Applications for Building Integrated Photovoltaics (BIPV), Dye-Sensitized Photoelectrosynthetic Cells (DSPECs) and dye sensitized photocatalytic systems.

> *Perovskite solar cells (PSCs)*

– Operating principle.  
– Active materials and optimization.  
– Fabrication methods and characteriza-

tion of PSCs.

– Applications.

> *Polymers for Organic Electronics:*

– Reminders on polymers and polymer chemistry: main synthetic approaches.  
– Methods of controlled/living polymerization leading to tailor-made polymers, random, block and graft copolymers, functionalized polymers, etc., with predetermined structure and architecture.  
– Applications: polymers for organic electronics.

### **Knowledge and expected skills**

– Establish relationships between molecular structures and properties in solution, in the solid state and in the devices.  
– Characterize organic compounds endowed with electronic properties.  
– Work in a multidisciplinary team to produce and characterize electronic devices.  
– Integrate organic materials into lab scale electronic devices.  
– Guide technological choices.  
– Develop or improve tests and trials, manufacturing processes.  
– Perform measurements and analyzes, collect data, analyze and transmit them.  
– Know the principles of polymerization, the main families of polymers used for organic electronics and their properties.



### UE1

#### INTERNSHIP

Responsible: [David Canevet](#)

The internships of Master 1 then of **professional integration** of Master 2 do not have the same expectations. The first is intended as an internship to discover the professional environment while the second corresponds to a specialization and to a pre-professionalization (towards research or industry). They are all validated not only from an internship thesis accompanied by an oral defense in front of a jury but also by the evaluation of the supervisor.

**In Master 2, a professional integration internship of at least 20 weeks**, a real springboard to employment or a thesis, is to be completed during semester 4. This internship is carried out either in a research laboratory or in a company. In the first case, it preferably takes place in one of the specialty's reception laboratories. It can also be carried out abroad, for example in an academic laboratory partner of a host laboratory, after mutual agreement. In the case of internships in companies, the place and subject of the internship, which is sought by the student, are previously validated by the persons responsible for the Master. These internships are assessed on the basis of a written report, the oral defense of the work and a note from the internship director. The evaluation jury is made up of a university tutor, a university rapporteur and the person responsible for the day-to-day follow-up of the intern in the host structure (company or university).



Site 06

# Campus Lombarderie

Sciences et techniques  
Maison des services universitaires

**TRANSPORTS**

- Station Bicloo proche
- Tramway - ligne 2
- Autobus - ligne 23
- Autobus - ligne 70

Pour plus d'infos, rdv sur [www.tan.fr](http://www.tan.fr)

Wi-Fi univ. nantes ou eduroam dans tous les bâtiments universitaires

- |   |  |
|---|--|
| <ul style="list-style-type: none"> <li>1 Bât. administratif, scolarité<br/>Amphis A, B, C, D, E</li> <li>2 Bât. enseignement<br/>Amphi Pasteur</li> <li>3 Recherche Physique</li> <li>4 Recherche Géologie<br/>Laboratoire de planétologie et géodynamique</li> <li>5 TP Zoologie Botanique</li> <li>6 TP Bio animale et taxo-écologie</li> <li>7 Serres</li> <li>8 Recherche Biologie</li> <li>9 Recherche Biologie et physicochimie cellulaire<br/>Centre de développement pédagogique</li> <li>10 Recherche Maths<br/>Laboratoire de mathématiques - Jean Leray</li> <li>11 Laboratoire des sciences du numérique - LS2N</li> <li>12 TP Chimie</li> <li>13 TP Physique</li> <li>14 Bât. Enseignement</li> <li>15 Bât. Enseignement Informatique</li> <li>16 Services techniques</li> <li>18 BU Sciences</li> </ul> | <ul style="list-style-type: none"> <li>21 Base d'aviron</li> <li>22 Chimie et interdisciplinarité :<br/>synthèse, analyse et modélisation (CEISAM)</li> <li>23 Comité des personnels (CPUN)</li> <li>25 Centre François Viète</li> <li>26 Bât. Erdre (Enseignement)</li> <li>27 ISOMER</li> <li>28 Amphis F, G, H</li> <li>29 Cafet'</li> <li>30 Imprimerie centrale</li> <li>31 Institut des matériaux - Jean Rouxel</li> <li>32 Microcaractérisation</li> <li>34 Laboratoire des sciences du numérique - LS2N</li> <li>35 Maison des services universitaires<br/>Orientation - Parcours - Métiers (SUIO)<br/>Service de santé des étudiants (SUMPPS)<br/>Médecine du personnel (MPPU)<br/>Relais handicap</li> </ul> |
|---|--|
- 19, 20, 24, 33** Locaux techniques







**Université  
de Rennes**

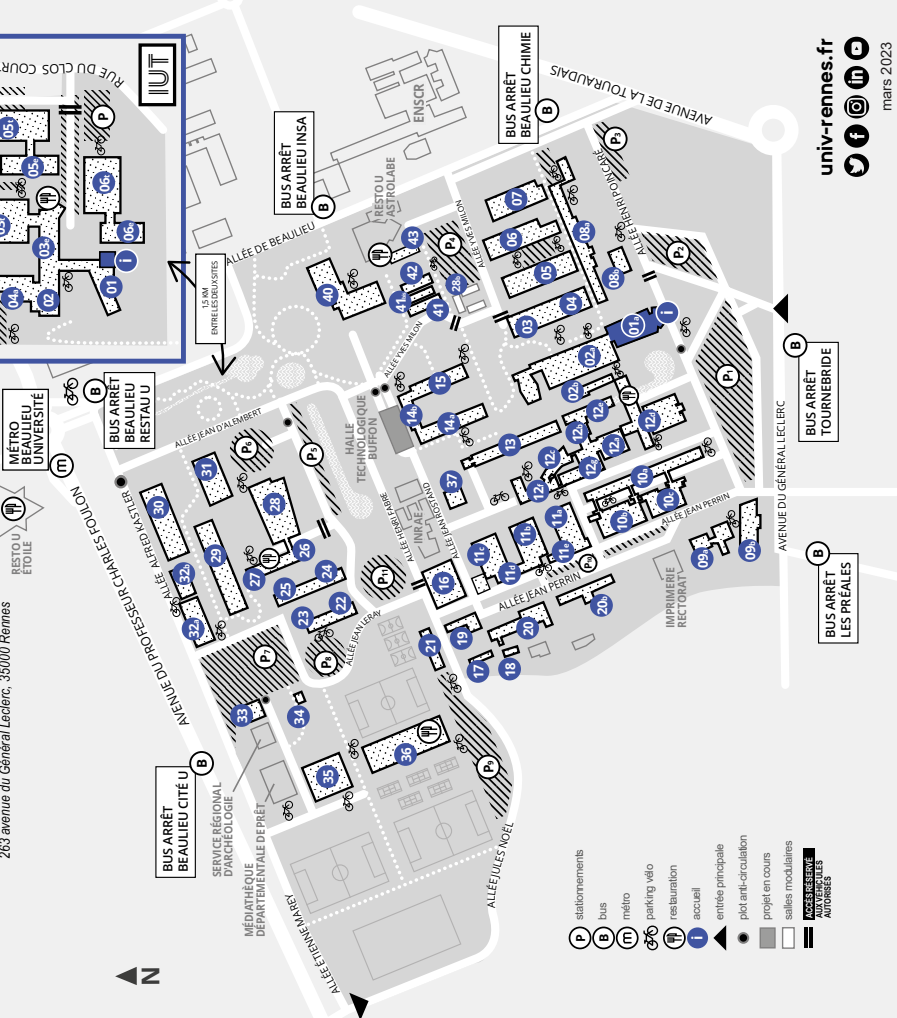


- 01 ACCUEIL  
Présidence, Sociétés générales,  
Cafétéria, Services administratifs,  
juridiques et institutionnelles
- 02 Amphithéâtres A, B, C, D, E  
Louis-Antoine, Hall des examens
- 03 TP informatique
- 04 TP zoologie
- 05 TP biologie  
Collections et musée de zoologie
- 06 TP géologie électronique  
Collections et musée de géologie
- 07 TP physique, électronique
- 08 TP chimie  
IUT Chimie, sciences, IUT GEA  
Salles d'examen, SMUT, DIL,  
Agence comptable,
- 09 Bibliothèque Paul Le Bohec  
Pôle images et réseaux, Salle  
immersive Inria, Salle Vector (rennes)  
Ecoles associées
- 10 PNB - Pôle numérique  
formation continue et alternance,  
SOFI (gestion/injection)  
GSD (gestion des données)  
services aux étudiants  
chirurgie de Rennes, organisations  
syndicales
- 11 Amphithéâtre Daniel Grandjean  
IPR - mécanique
- 12 IUT - Institut de physique de Rennes,  
IPR - mécanique
- 13 CRMPO - Centre régional de  
recherche physiques de l'océan  
formation continue et alternance,  
les technologies du numérique,
- 14 Halle technologique
- 15 Accueil IRISA, Inria
- 16 IRISA, Inria (information)  
Amphithéâtre G (Inria)
- 17 ISTIC - IUT Informatique et  
électronique, amphithéâtre P  
de Rennes, Systèmes  
d'information
- 18 IUT SVE IGDR - Institut géographique  
et développement de Rennes
- 19 OSUR, ECOBIO, Géosciences Rennes  
Géosciences Rennes, OSUR
- 20 Pôle mécanique  
Local courrier - colis  
DIL - Direction de l'Immobilier et de la  
Logistique
- 21 DPSE - Direction Prévention, Sécurité,  
Environnement  
SSS (Santé des étudiants)
- 22 LFR Mathématiques, LTSJ - Laboratoire  
de traitement et du signal
- 23 IRMAR - Institut de recherche  
mathématique de Rennes  
Achéologie,  
DNIH
- 24 Recherche biologie  
Agence comptaibh,  
DNIH
- 25 SCELV (langues vivantes)  
Pôle pédagogique langues,  
AMR (apprentissage machine)  
Amphithéâtres F, G, H, J, K (Victor Bach)
- 26 Salles de cours modulables
- 27 TP biologie
- 28 TP physique
- 29 TP chimie
- 30 TP biologie
- 31 TP biochimie, salles d'enseignement  
Amphithéâtre Q
- 32 DL - Maison du projet
- 33 Permanence week-end sport (SUAPS)
- 34 SUAPS - Gymnase, salles de sports
- 35 Diapason, SCAC (service culture)
- 36 Services botaniques
- 37 BU Beaulieu, salles informatiques lire  
Amphithéâtre G (Inria)
- 38 ESIR - Ecole supérieure d'ingénieurs  
de Rennes,  
Amphithéâtres M, N, L  
Locaux des associations étudiantes

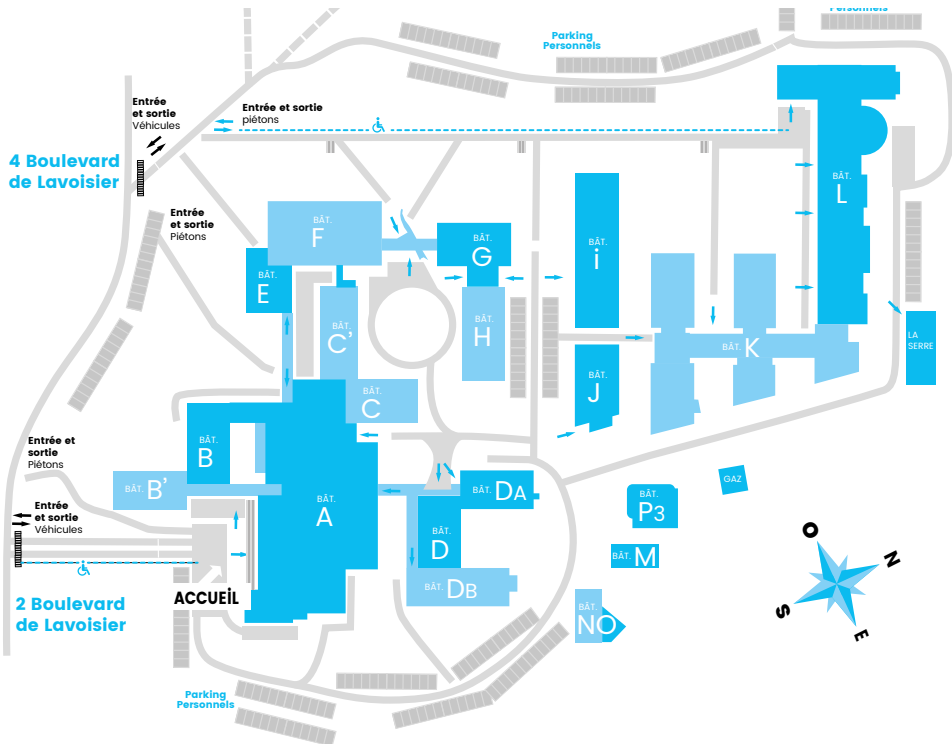
**IUT - INSTITUT UNIVERSITAIRE  
DE TECHNOLOGIE (CLOS COURTEL)**  
3 rue de Clos Courteil, 35000 Rennes

- 01 ACCUEIL  
Accueil administration/scalarité
- 02 Amphithéâtres  
Département GMP
- 03 Services formation continue  
Département GEA  
Département Génie civil
- 04 Administration chimie,  
Département chimie
- 05 Département GMP
- 06 Département GEI
- 07 Départements carrières sociales, GEA
- 08 Bibliothèque Paul Le Bohec  
Salle Confortec

**CAMPUS DE BEAULIEU**  
263 avenue du Général Leclerc, 35000 Rennes



- P** stationnements
- B** bus
- M** métro
- Ⓜ** parking vélo
- Ⓜ** resburialion
- I** accueil
- ▲** entrée principale
- plot anti-circulation
- projet en cours
- salles modulables
- ▬** accès réservés aux véhicules autorisés



- A** Administration | Scolarité | Enseignement (Amphi A à E)
- B** Biologie végétale | Physiologie végétale | Travaux pratiques biologie
- B'** Travaux pratiques biologie
- C** Travaux pratiques chimie
- C'** Département de Géologie | Recherche environnement (LETG -LEESA) | Recherche géologie (LPGN-BI&F)
- D** Travaux pratiques physique
- Da** Enseignement | Travaux pratiques physique
- Db** Département de Physique | Recherche physique (LPHIA)
- E** Travaux pratiques biologie
- F** Département de Biologie | Recherche neurophysiologie (SIFCIR) | Travaux pratiques biologie, géologie
- GH** Département informatique | Recherche informatique (LERIA) | Travaux pratiques géologie
- i** Département Mathématiques | Recherche Mathématiques (LAREMA)
- J** Chimie enseignement | Travaux pratiques
- K** Département de Chimie | Recherche Chimie (MOLTECH Anjou)
- L** Espace multimédia | Enseignement (Amphi L001 à L006) | Salle d'examen rez-de-jardin



**FACULTÉ  
DES SCIENCES**  
UNIVERSITÉ D'ANGERS

2, Boulevard Lavoisier  
49045 ANGERS CEDEX 01  
T.0241735353  
www.univ-angers.fr

